

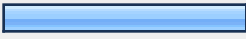














# St. John's parishioner survey







1. I live in			
		Response Percent	Response Count
City/Town:		96.5%	193
State:		98.0%	196
		<i>answered question</i>	200
		<i>skipped question</i>	8






2. Sex			
		Response Percent	Response Count
Male		37.4%	74
Female		62.6%	124
		<i>answered question</i>	198
		<i>skipped question</i>	10








3. Do you consider yourself a member of St. John's?			
		Response Percent	Response Count
Yes		92.5%	186
No		7.5%	15
		<i>answered question</i>	201
		<i>skipped question</i>	7

4. How many years have you been coming to St. John's?			
		Response Percent	Response Count
New member		7.5%	15
2-5 Years		22.0%	44
5-10 Years		25.0%	50
10-15 Years		13.5%	27
15-20 Years		5.5%	11
<b>20+ Years</b>		<b>26.5%</b>	<b>53</b>
		<i>answered question</i>	<b>200</b>
		<i>skipped question</i>	<b>8</b>





5. Do you consider yourself			
		Response Percent	Response Count
<b>Family member</b>		<b>44.7%</b>	<b>88</b>
Single individual member		28.4%	56
Couple		26.9%	53
		<i>answered question</i>	<b>197</b>
		<i>skipped question</i>	<b>11</b>




6. How old are you?			
		Response Percent	Response Count
18-25		0.0%	0
26-35		3.5%	7
36-45		18.6%	37
46-55		23.1%	46
56-65		22.1%	44
<b>65-75</b>		<b>24.6%</b>	<b>49</b>
75 or older		8.0%	16
		<b>answered question</b>	<b>199</b>
		<b>skipped question</b>	<b>9</b>







7. Are you			
		Response Percent	Response Count
<b>working full time</b>		<b>45.9%</b>	<b>90</b>
working part time		18.9%	37
semi-retired		5.6%	11
retired		18.4%	36
volunteering		11.2%	22
		<b>answered question</b>	<b>196</b>
		<b>skipped question</b>	<b>12</b>

8. Before joining St. John's, were you part of another religious denomination or belief?			Response Percent	Response Count
Baptist			2.9%	2
<b>Catholic</b>			<b>40.0%</b>	<b>28</b>
Congregational			30.0%	21
Evangelical			0.0%	0
Lutheran			5.7%	4
Methodist			15.7%	11
Presbyterian			2.9%	2
non-Christian			2.9%	2
		Other (please specify)		37
		<b>answered question</b>		<b>70</b>
		<b>skipped question</b>		<b>138</b>










9. Where did you previously worship?		Response Count
		149
	<b>answered question</b>	<b>149</b>
	<b>skipped question</b>	<b>59</b>




10. Please tell us the number of children you have at St John's:			
		Response Percent	Response Count
None		65.1%	127
1		8.7%	17
2		21.0%	41
3		5.1%	10
4		0.0%	0
5		0.0%	0
6+		0.0%	0
		<i>answered question</i>	<b>195</b>
		<i>skipped question</i>	<b>13</b>




11. What church activities are your children involved in?			
		Response Percent	Response Count
Journey to Adulthood		40.4%	19
Choir		34.0%	16
Sunday School		76.6%	36
		<i>answered question</i>	<b>47</b>
		<i>skipped question</i>	<b>161</b>

12. What most attracts you to St. John's			
		Response Percent	Response Count
People		64.0%	114
Community		51.7%	92
Activities		24.7%	44
Liturgy		52.8%	94
Clergy/staff		61.2%	109
Music		45.5%	81
	Other (please specify)		23
		<b>answered question</b>	<b>178</b>
		<b>skipped question</b>	<b>30</b>




13. Parish size								
	100-300	300-500	500-700	700-900	900-1100	1100-1300	1300+	Response Count
How many active members do you think we have?	31.2% (58)	<b>50.5%</b> <b>(94)</b>	11.3% (21)	5.4% (10)	0.5% (1)	0.5% (1)	0.5% (1)	186
How big do you think we should be?	7.7% (12)	<b>41.3%</b> <b>(64)</b>	34.8% (54)	5.2% (8)	8.4% (13)	1.3% (2)	2.6% (4)	155
								<b>answered question</b>
								<b>186</b>
								<b>skipped question</b>
								<b>22</b>

14. What do you consider the church's most valuable asset? (You can answer more than one.)			
		Response Percent	Response Count
The people		74.1%	140
Tradition		47.6%	90
Youth		33.9%	64
Music		45.0%	85
Service to the community		50.8%	96
Support to its parishioners		34.4%	65
Buildings		24.3%	46
Clergy		52.9%	100
Other (please specify)		7.9%	15
		<i>answered question</i>	<b>189</b>
		<i>skipped question</i>	<b>19</b>

15. Do you find St. John's a welcoming community?			
		Response Percent	Response Count
Yes		69.9%	130
No		3.2%	6
Sort of		26.9%	50
		<i>answered question</i>	<b>186</b>
		<i>skipped question</i>	<b>22</b>






16. Do you think we should be more welcoming?			
		Response Percent	Response Count
Yes		43.4%	75
No		18.5%	32
Somewhat more		38.2%	66
Somewhat less		0.0%	0
<b>answered question</b>			<b>173</b>
<b>skipped question</b>			<b>35</b>

17. If you are a new member in the past 12-18 months, how have we done welcoming you?			
	Yes	No	Response Count
Were you contacted or greeted individually?	73.9% (17)	26.1% (6)	23
Were your questions answered?	78.9% (15)	21.1% (4)	19
<b>answered question</b>			<b>23</b>
<b>skipped question</b>			<b>185</b>
















18. Do you find St. John's a diverse community?			
		Response Percent	Response Count
Yes		42.8%	80
No		10.2%	19
Sort of		47.1%	88
<b>answered question</b>			<b>187</b>
<b>skipped question</b>			<b>21</b>






19. Do you think we should be more diverse?			
		Response Percent	Response Count
Yes		43.2%	70
No		22.8%	37
Somewhat more		32.7%	53
Somewhat less		1.2%	2
		<b>answered question</b>	<b>162</b>
		<b>skipped question</b>	<b>46</b>










20. Do we do a good job recruiting new members?			
		Response Percent	Response Count
Very Good Job		8.6%	14
Good Job		28.2%	46
<b>Adequate Job</b>		<b>31.9%</b>	<b>52</b>
Not Fully Adequate Job		27.6%	45
Not Adequate Job		3.7%	6
		<b>answered question</b>	<b>163</b>
		<b>skipped question</b>	<b>45</b>

21. How good a job do you think St. John's does offering opportunities for member participation?			
		Response Percent	Response Count
Very Good		31.4%	58
Good		29.7%	55
Adequate		20.0%	37
Not fully adequate		15.1%	28
Not adequate		3.8%	7
		<b><i>answered question</i></b>	<b>185</b>
		<b><i>skipped question</i></b>	<b>23</b>

**22. What type of activities appeal to you on the list below? (Some are existing, some are possible new activities.)  
(If you'd like more information, or want to participate, email us at [webmaster@stjohnsnh.org](mailto:webmaster@stjohnsnh.org))**





		<b>Response Percent</b>	<b>Response Count</b>
Seasonal groups: Lent, Advent studies, etc.		37.7%	63
Parenting programs		12.6%	21
Children's programs		21.6%	36
Worship service (lay reader, usher, acolyte, etc.)		48.5%	81
Community outreach		46.7%	78
Bible study		27.5%	46
Fundraising		8.4%	14
Book groups		28.7%	48
Choir		24.6%	41
<b>Common Table</b>		<b>52.1%</b>	<b>87</b>
Stewardship of the Earth		15.0%	25
Men's group		9.6%	16
Visitation		12.6%	21
Loafers		2.4%	4
Altar Guild		8.4%	14
Other (please specify)			24
		<b><i>answered question</i></b>	<b>167</b>
		<b><i>skipped question</i></b>	<b>41</b>



23. What local needs can St. John's help with in our community/potential local mission opportunities?			
		Response Percent	Response Count
Helping senior citizens		74.2%	121
<b>Helping the homeless (food, clothing)</b>		<b>81.0%</b>	<b>132</b>
Hospital visitation		52.8%	86
Clean up/home care/housing projects		58.3%	95
Sustainability		38.7%	63
Other (please specify)			23
		<b>answered question</b>	<b>163</b>
		<b>skipped question</b>	<b>45</b>

24. We are improving our website. Tell us ways it can be useful to you. Would you like to use it for (check as many as you like):			
		Response Percent	Response Count
Weekly calendar		75.7%	128
Payments online		30.2%	51
<b>Information on activities</b>		<b>81.1%</b>	<b>137</b>
Devotional and worship		36.7%	62
Worship schedule		72.2%	122
Archive of sermons		56.8%	96
Newsletter online		79.9%	135
Photo galleries		46.2%	78
Other (please specify)		14.8%	25
		<b>answered question</b>	<b>169</b>
		<b>skipped question</b>	<b>39</b>




25. What communication methods do you like best for church news and information? (Check as many as you want):			
		Response Percent	Response Count
Website (links emailed to you)		62.2%	107
Mail to your home (newsletter, etc.)		34.9%	60
<b>Email</b>		<b>76.7%</b>	<b>132</b>
Text message		4.1%	7
Weekly bulletin		32.0%	55
		<i>answered question</i>	<b>172</b>
		<i>skipped question</i>	<b>36</b>



26. Do you feel that you have easy access to the professional staff?			
		Response Percent	Response Count
Yes		67.2%	121
No		6.1%	11
Sort of		26.7%	48
		<i>answered question</i>	<b>180</b>
		<i>skipped question</i>	<b>28</b>

27. Would you like to have more opportunity to meet with the clergy?			
		Response Percent	Response Count
One-on-one		17.5%	29
In small group meetings		21.7%	36
Workshops		13.3%	22
<b>Satisfied with how things are now</b>		<b>65.7%</b>	<b>109</b>
<i>answered question</i>			<b>166</b>
<i>skipped question</i>			<b>42</b>

28. Service you attend now			
		Response Percent	Response Count
8:00 a.m. service		19.9%	29
<b>10:30 service</b>		<b>80.1%</b>	<b>117</b>
<i>answered question</i>			<b>146</b>
<i>skipped question</i>			<b>62</b>

29. If you had a choice, what times would you prefer Sunday services to be offered										
	7:30	8:00	8:30	9:00	9:30	10:00	10:30	11:00	11:30	Response Count
Early Service	5.1% (7)	<b>72.5%</b> <b>(100)</b>	8.7% (12)	1.4% (2)	2.9% (4)	2.9% (4)	5.8% (8)	0.7% (1)	0.0% (0)	133
Late service	0.7% (1)	1.5% (2)	0.0% (0)	4.4% (6)	15.4% (21)	32.4% (44)	<b>41.9%</b> <b>(57)</b>	3.7% (5)	0.0% (0)	133
<i>answered question</i>										<b>166</b>
<i>skipped question</i>										<b>42</b>



30. Do you attend the adult forums?			
		Response Percent	Response Count
Regularly		6.0%	11
Occasionally		39.9%	73
<b>Don't attend</b>		<b>54.1%</b>	<b>99</b>
<i>answered question</i>			<b>183</b>
<i>skipped question</i>			<b>25</b>




31. If not, why?			
		Response Percent	Response Count
<b>Prefer early service</b>		<b>59.4%</b>	<b>19</b>
Have kids in activities		43.8%	14
		Other (please specify)	82
<i>answered question</i>			<b>32</b>
<i>skipped question</i>			<b>176</b>

32. Were you aware of the following activities going on between Sunday services?			
	Yes	No	Response Count
Choir	<b>90.2% (148)</b>	11.0% (18)	164
Adult formation	<b>92.6% (163)</b>	8.0% (14)	176
Sunday school	<b>93.5% (157)</b>	6.5% (11)	168
Journey to Adulthood	<b>86.6% (136)</b>	13.4% (21)	157
<i>answered question</i>			<b>178</b>
<i>skipped question</i>			<b>30</b>



33. Would you like an evening service?			
		Response Percent	Response Count
Yes		35.8%	62
No		35.3%	61
Somewhat		28.9%	50
		<b>answered question</b>	<b>173</b>
		<b>skipped question</b>	<b>35</b>



34. If so, what days would be best for you?			
		Response Percent	Response Count
Mon		2.9%	3
Tue		4.9%	5
<b>Wed</b>		<b>30.4%</b>	<b>31</b>
Thu		7.8%	8
Fri		0.0%	0
Sat		25.5%	26
Sun		28.4%	29
		<b>answered question</b>	<b>102</b>
		<b>skipped question</b>	<b>106</b>



35. Your input			
		Response Percent	Response Count
What do you like most about St. John's?		94.7%	142
What does St. John's need to do better?		84.0%	126
		<i>answered question</i>	150
		<i>skipped question</i>	58




36. Do you think pledging is an important part of the church's culture?			
		Response Percent	Response Count
Yes		84.8%	156
No		3.3%	6
Undecided		12.0%	22
		<i>answered question</i>	184
		<i>skipped question</i>	24

37. Tell us the relative importance of non-profits you support:						
	Always give. large allocation	Regularly give, smaller allocation	Infrequent	Never	Rating Average	Response Count
Local social service agencies	11.7% (19)	<b>53.4% (87)</b>	28.2% (46)	6.7% (11)	1.00	163
International relief	5.3% (8)	34.0% (51)	<b>40.0% (60)</b>	20.7% (31)	1.00	150
School, college and/or grad school	9.1% (14)	<b>39.6% (61)</b>	21.4% (33)	29.9% (46)	1.00	154
Medical research organizations (Cancer, MS, etc.)	3.9% (6)	<b>46.8% (72)</b>	35.1% (54)	14.3% (22)	1.00	154
Local arts organizations	5.2% (8)	35.3% (54)	<b>39.9% (61)</b>	19.6% (30)	1.00	153
Environmental action	4.3% (6)	27.7% (39)	<b>44.0% (62)</b>	24.1% (34)	1.00	141
Conservation and wildlife	3.4% (5)	35.2% (51)	<b>42.8% (62)</b>	18.6% (27)	1.00	145
St. John's	45.7% (79)	<b>49.1% (85)</b>	4.6% (8)	0.6% (1)	1.00	173
Other (please specify)						32
<b>answered question</b>						<b>180</b>
<b>skipped question</b>						<b>28</b>





38. Are you interested in a bequest to St. John's as part of your estate planning?			
		Response Percent	Response Count
Yes		22.1%	34
No		77.9%	120
<b>answered question</b>			<b>154</b>
<b>skipped question</b>			<b>54</b>







39. Would you like to know more about what the church is doing with your money?			
		Response Percent	Response Count
Yes		48.6%	84
No		51.4%	89
		<i>answered question</i>	173
		<i>skipped question</i>	35









40. What would you consider an appropriate level of giving to your church as a percentage of your annual income?			
		Response Percent	Response Count
1-3%		23.5%	36
3-6%		40.5%	62
6-9%		15.7%	24
10% or more		20.3%	31
		<i>answered question</i>	153
		<i>skipped question</i>	55

41. Do you think the church should make outreach a budget item? (a commitment by the budget committee to give away a specific percentage of the annual appeal to the outreach committee?)			
		Response Percent	Response Count
Yes		55.1%	98
No		10.7%	19
Undecided		34.3%	61
		<i>answered question</i>	178
		<i>skipped question</i>	30

42. Please share your thoughts about any phase of your church and its mission.		
		Response Count
		48
<i>answered question</i>		<b>48</b>
<i>skipped question</i>		<b>160</b>



43. Education			
		Response Percent	Response Count
High School		3.6%	6
Some college		12.6%	21
College degree		41.3%	69
<b>Graduate degree</b>		<b>42.5%</b>	<b>71</b>
<i>answered question</i>			<b>167</b>
<i>skipped question</i>			<b>41</b>















44. Family income?			
		Response Percent	Response Count
\$25,000-\$50,000		28.7%	45
\$50,000-\$75,000		18.5%	29
<b>\$75,000-\$150,000</b>		<b>40.1%</b>	<b>63</b>
\$150,000-\$225,000		8.3%	13
\$225,000-\$300,000		1.9%	3
\$300,000 or greater		2.5%	4
<i>answered question</i>			<b>157</b>
<i>skipped question</i>			<b>51</b>

45. Employment			
		Response Percent	Response Count
Self-employed		14.4%	26
Small company (fewer than 100 employees)		12.8%	23
Large company		12.8%	23
Government/military		5.6%	10
Non-profit		12.2%	22
<b>Retired</b>		<b>25.6%</b>	<b>46</b>
Part-time		11.1%	20
Do not work outside the home		5.6%	10
		<i>answered question</i>	<b>180</b>
		<i>skipped question</i>	<b>28</b>

**46. Please check your profession or area of expertise**

		Response Percent	Response Count
Artist		4.5%	7
Musician		0.6%	1
Information technology		7.1%	11
Graphic designer		1.3%	2
Doctor		3.2%	5
Nurse		1.3%	2
Psychologist		0.6%	1
Teacher (K-12)		14.3%	22
Entrepreneur/small business owner		3.2%	5
Lawyer		3.2%	5
Accountant		0.6%	1
Business executive - manufacturing		1.9%	3
Business executive - finance, insurance, real estate		4.5%	7
Media		3.2%	5
Marketing		2.6%	4
Sales		7.8%	12
Builder/contractor		0.6%	1
Consulting - strategic		0.6%	1
Consulting - coaching and development		1.9%	3
Consulting - operational		0.0%	0
Retail		2.6%	4
Human Resources		1.9%	3

Facilities management		1.9%	3
Other		29.9%	46
		<b>answered question</b>	<b>154</b>
		<b>skipped question</b>	<b>54</b>

<b>47. Are there professional services or personal talents you can offer to the church?</b>			
		<b>Response Percent</b>	<b>Response Count</b>
Legal		4.7%	4
Marketing		19.8%	17
Retailing		9.3%	8
Communications		17.4%	15
Graphic design/printing		4.7%	4
Accounting/finance		10.5%	9
Organizational development		19.8%	17
Project management		24.4%	21
Experience heading a volunteer committee		30.2%	26
Non-profit governing board experience		30.2%	26
Facilities/maintenance		7.0%	6
Construction		8.1%	7
Teaching		30.2%	26
<b>Other (please specify)</b>		<b>34.9%</b>	<b>30</b>
		<b>answered question</b>	<b>86</b>
		<b>skipped question</b>	<b>122</b>